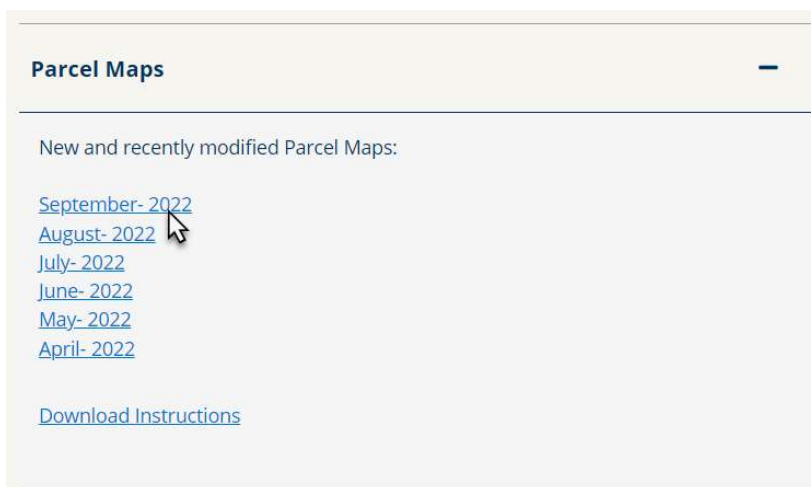


# Assessor-Recorder-County Clerk Parcel Maps

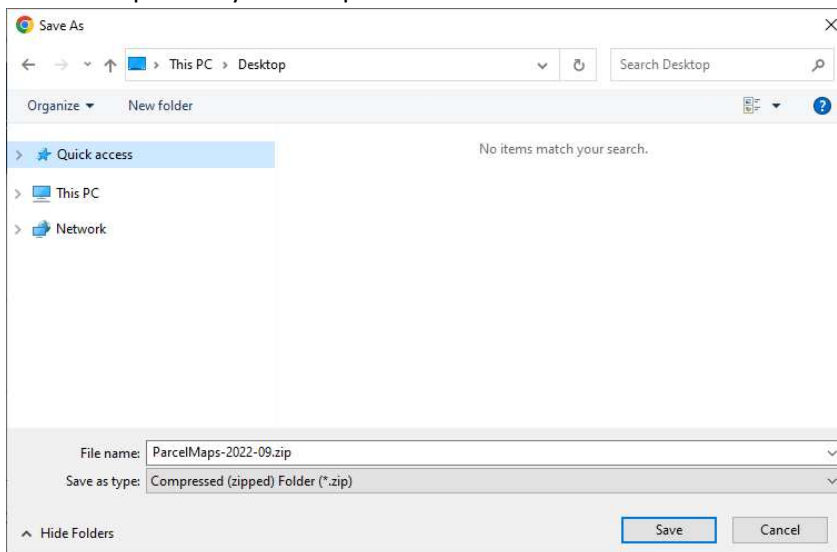
## Download Instructions

The following document will guide you through the process of downloading recently created and/or modified Parcel Maps. Files would be published on the Assessor-Recorder-County Clerk website on a monthly basis.

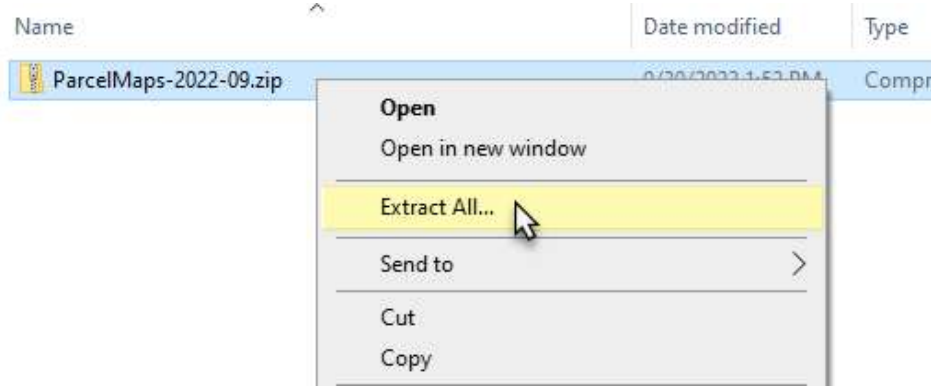
1. Parcels Maps available for download can be found on the following page:  
<https://arc.sbcounty.gov/property-information/>
2. To download, go to the Parcel Maps section and click on the month with the map changes you wish to download.



3. Save the zip file to your computer



4. Right-click on the zip file and select Extract All.



5. Once all the files have been extracted. Select the map or index page you wish to open.

1. The name of the map is comprised of the Book (first 4 characters) and the Page (last 2 characters). For example, the PDF file for Assessor Map Book 0132 Page 10 will be saved as 013210.pdf.
2. The name of the index page is comprised of the Book (first 4 characters) and the index page (last 2 characters). For example, the pdf file for index page **2** of Book Number **0264** will be saved as 0264i2.pdf.

Name	Date modified	Type	Size
011007.pdf	9/20/2022 10:02 AM	PDF Document	56 KB
011010.pdf	9/20/2022 10:02 AM	PDF Document	38 KB
<b>1</b> 013210.pdf	9/20/2022 10:02 AM	PDF Document	47 KB
013211.pdf	9/20/2022 10:02 AM	PDF Document	44 KB
013216.pdf	9/20/2022 10:02 AM	PDF Document	40 KB
<b>2</b> 0264i2.pdf	9/20/2022 10:02 AM	PDF Document	561 KB
0276i1.pdf	9/20/2022 10:02 AM	PDF Document	100 KB
0301i1.pdf	9/20/2022 10:02 AM	PDF Document	103 KB